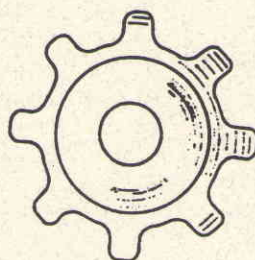


SPROCKET - MAIN DRIVE / IDLER

NW-84 IDLER SPROCKET

NW-85 IDLER SPROCKET

NW-86 DRIVE SPROCKET


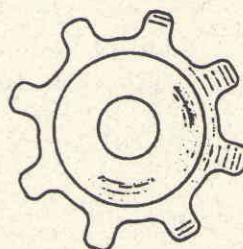


"B" HUB - ALL STEEL CONSTRUCTION

PART #	BEARING	BORE	KEYWAY	LTB	REPLACES
NW-84	BALL	1.775"	NONE	3"	RD-175A
NW-85	BRONZE	2-3/16"	NONE	3"	RD-175
NW-86	NONE	2-3/16"	1/2"	3"	RD-76

NW-87 DRIVE SPROCKET

NW-88 IDLER SPROCKET



"C" HUB - ALL STEEL CONSTRUCTION

PART #	BEARING	BORE	KEYWAY	LTB	REPLACES
NW-87	NONE	2-3/16"	5/8"	3"	COE
NW-88	BRONZE	1-1/4"	NONE	3"	COE